



PAINTS & AIRLESS SPRAY UNITS





MTS 0199
BRUSH PAINT MTS
PITCH 19MM (3/4")



MTS 0200
BRUSH PAINT MTS
PITCH 12MM (1/2")



MTS 0205
BRUSH PAINT MTS
PITCH 100MM (4")



MTS 0201
BRUSH PAINT MTS
PITCH 25MM (1")



MTS 0202
BRUSH PAINT MTS
PITCH 38MM (1 1/2")



MTS 0203
BRUSH PAINT MTS
PITCH 50MM (2")



MTS 0204
BRUSH PAINT MTS
PITCH 75MM (3")



MTS 0216
BRUSH PAINT MTS
PRIDE 100MM (4")



MTS 0199
BRUSH PAINT MTS
PRIDE 12MM (1/2")



MTS 0211
BRUSH PAINT MTS
PRIDE 19MM (3/4")



MTS 0212
BRUSH PAINT MTS
PRIDE 25MM (1")



MTS 0213
BRUSH PAINT MTS
PRIDE 38MM (1 1/2")



MTS 0214
BRUSH PAINT MTS
PRIDE 50MM (2")



MTS 0215
BRUSH PAINT MTS
PRIDE 75MM (3")



HON6042
BRUSH PAINT MTS
SEMI PRO 100MM (4")



HON6030
BRUSH PAINT MTS
SEMI PRO 12MM (1/3")





HON6032
BRUSH PAINT MTS SEMI
PRO 19MM (3/4")



HON6034
BRUSH PAINT MTS
SEMI PRO 25MM (1")



HON6036
BRUSH PAINT MTS
SEMI PRO 38MM (1 1/2")



HON6038
BRUSH PAINT MTS
SEMI PRO 50MM (2")



HON6039
BRUSH PAINT MTS
SEMI PRO 64MM (2 1/2")



HON6040
BRUSH PAINT MTS
SEMI PRO 75MM (3)



MTS 0206
BRUSH PAINT SET
PITCH 5P (12 25 38 50 63)



MTS 0217
BRUSH PAINT SET
PRIDE 3P (25 38 50)



MTS 0235
MTS PAINTROLLER
EXTENSION POLE 2.5M



MTS 0207
MTS PAINTROLLER
PITCH 225MM



MTS 0208
MTS PAINTROLLER PITCH
225MM REFILL ONLY



MTS 0209
MTS PAINTROLLER
PITCH 225MM TRAYSET



MTS 0219
MTS PAINTROLLER
PRIDE 225MM



MTS 0220
MTS PAINTROLLER
PRIDE 225MM REFILL ONLY



MTS 0230
MTS PAINTROLLER
ROYALE 225MM



MTS 0231
MTS PAINTROLLER
ROYALE 225MM



ACC & HOSES

GRACO GUN, TIP & HOSE KITS

Graco Gun Hose Kits are offered in a variety of gun and hose configurations to cover every application from fine finishing to heavy-duty textured applications.

Every kit includes BlueMax II airless hose that is over 10% lighter weight and has increased hose flexibility. Contractor and Silver Gun Hose Kits include a free whip hose. Fine Finish Gun Hose Kits include everything a contractor needs for fine finish work, all in one convenient package.



GRACO BLUEMAX II HOSE

To maximize performance, choose BlueMax™ II high performance airless hose. With superior flexibility and durability, BlueMax II is designed to ensure you get the best results from your airless sprayer.

- Light weight and flexible - over 10% lighter weight and increased hose flexibility improves usability while spraying under pressure.
- Highest safety standards - conductive core meets the highest world-wide safety standards unlike competitive ground wire hose designs.
- Minimal hose coil memory – superior flexibility and reduced coil memory provides ease of use during coiling and uncoiling.
- Corrosion resistant – yellow zinc plated spring guards are more corrosion resistant.
- Available in a wide variety of lengths and diameters - 3/16 inch (4.8 mm), 1/4 inch (6.3 mm), 3/8 inch (9.5 mm).



TITAN AIRLESS SPRAY GUN FILTERS

Great value Airless Spray Gun Filters to fit Titan Airless Spray Guns.

These durable Filters are one of our best sellers, and the handy 5 or 10 packs give you flexibility to choose exactly what Filter you need to suit different jobs.

- Red Extra Fine- 180 Mesh (Replaces 500-200-15) Tip Range= .008"-.011"
- Yellow Fine- 100 Mesh (Replaces 500-200-10) Tip Range= .013"-.015"
- White Medium- 50 Mesh (Replaces 500-200-06) Tip Range= .015"-.021"
- Green Coarse- 30 Mesh (Replaces 500-200-03) Tip Range= .021" and up



TITAN REVERSIBLE TIP GUARD

Keep paint from ruining your hands while still doing a quality job.

- New feature allows rotation on gun
- Golf ball like dimples allow for better airflow and paint build up
- Design allows guard to be installed without tools
- Seal cavity on safety guard has large “flats” for quick & easy installation of seal
- Interchangeable with most industry spray guns



TITAN RX 80 AIRLESS SPRAY GUN

An innovative spray gun built for the way you work with a revolutionary new design for comfort and control.

- Comfort Grip
- Longer Life Packing Kit
- On-Board Tools



TITAN SC-6 TIP AND SEAL

- New and improved with up to a 22% wider fan pattern
- Starts wider, stays wider than the Titan™ SC-6 and Performer tips
- The industry's longest lasting orifice resulting in less wasted paint
- Fits all Titan™ and most industry spray gun guards



TITAN AIRLESS WHIP HOSE

Just a commodity? Think again. A hose that fails or bursts can cost you time, paint and worse. There is a lot of pressure in that hose and you need reliability. You need TITAN™ – the industry leader in top-shelf paint hoses and flexible whips.





QTech.

QT290

2.9
ltrs/min

0.27"
max tip

Use to Spray

Emulsion, interior and exterior.
Top coats.
Wood preservatives.
Most other medium viscosity
water or solvent based
coatings.



✔ Heavy Exterior

✔ Most Of The Week

✔ 2 Year Warranty

Product Codes

110 volt

QT290-110

240 volt

QT290-220

Performance

Flow 2.9 ltr/min

Max tip 0.027"

MWP 207 bar | 3000 psi

Motor 1300 watt

Complete With

TriTech T360 airless spray gun.

TriTech Contractor 517

airless tip & guard.

1/4" x 15m textile braided
hose assembly.

Specification

Weight 33.0 kg

Warranty 2 years





QTech.

QT190

1.9
ltrs/min

0.021"
max tip

Use to Spray

Emulsion, interior and exterior
Top coats.
Wood preservatives.
Most other low-viscosity
water or solvent based
coatings.



✓ Emulsion

✓ Once or Twice a Week

✓ 2 Year Warranty

Product Codes

110 volt

QT190-110

240 volt

QT190-220

Performance

Flow 1.9 ltr/min

Max tip 0.021"

MWP 207 bar | 3000 psi

Motor 700 watt

Complete With

TriTech T360 airless spray gun.

TriTech Contractor 517

airless tip & guard.

1/4" x 7.5m textile braided
hose assembly.

Specification

Weight 11.4 kg

Warranty 2 years



UP TO
55%
 LESS OVERSPRAY¹



ControlMax™ 1900 Skid

INCLUDES:
 All metal gun
 Inline filter/swivel
 15m hose
 Pressure gauge
 Gun extension (30cm)
 Tips: 311, 515, 619



ControlMax™ 1900 Cart

INCLUDES:
 All metal gun
 Inline filter/swivel
 15m hose
 Pressure gauge
 Gun extension (30cm)
 Tips: 311, 515, 619

Use only with Titan ControlMax HEA™ accessories. May not be compatible with other airless spraying accessories. Check owner's manual or call Titan Technical Service (866-848-2698) for details.



A NEW WAY TO PAINT.

	1900 Skid	1900 Cart
SPECIFICATIONS		
Maximum Operating Pressure	11MPa (110 bar)	11MPa (110 bar)
Motor output	0.6 KW	0.6 KW
Voltage	230V / 50Hz	230V / 50Hz
Max. nozzle size	0.019"	0.019"
Max. delivery volume	1.5l/min	1.5l/min
Weight	7.6kg	13kg
CONFIGURATIONS		
	PART NO.	PART NO.
Skid	2371077	----
Cart	----	2371081



ControlMax™ 1900

AIRLESS PAINT SPRAYER





2.0 l/min

Recommended for small and medium residential and commercial projects.

Features:

Quad+ Packings

Electronic Pressure Control with Rapid Clean

Faster flushing and clean-up.

AutoOiler™

Full-Sized Manifold Filter

Filter handles more paint, preventing abrasives from reaching the gun tip.

No Wearable Cylinder

Extra Deep Holster

Keeps strainer in liquid to keep pump moist.

Impact® 440

Step up to the #1 selling sprayer in the industry, the Titan 440! The Titan 440 is ideally suited for residential, property maintenance and small commercial applications. This high performance electric airless sprayer will apply all standard architectural primers, paints and coatings efficiently.

SPECIFICATIONS	
Max. Delivery	2.0 l/min
Max. Tip Size	0.023" (0.58 mm)
Max. Operating Pressure	221 bar
Motor	1.035 kW
WEIGHT	
Skid Frame	17.9 kg
CONFIGURATIONS	
Skid	0532035



The Impact 740 comes with RX-Pro Gun, 517 SC-6+ Tip and 1/4" x 15 m Airless Hose.



IMPACT® 540

2.3 l/min

Recommended for small and medium residential and commercial projects.

Features:

DuraLife™ Brushless HE Motor

Optimized for every tip size and every painter's technique.

Quad+ Packings

Electronic Pressure Control with Rapid Clean

Faster flushing and clean-up.

Full-Sized Manifold Filter

Filter handles more paint, preventing abrasives from reaching the gun tip.

AutoOiler™

No Wearable Cylinder



Impact® 540

The Impact 540 is a step-up performer designed for more extended use in residential, municipal, property maintenance, and small commercial applications where a greater degree of performance is required on a steady and consistent basis.



The Impact 540 comes with RX-Pro Gun, 517 SC-6+ Tip and 1/4" x 15m Airless Hose.

	Impact 540
SPECIFICATIONS	
Max. Delivery	2.3 l/min
Max. Tip Size	0.024" (0.61 mm)
Max. Operating Pressure	221 bar
Motor	1.035 kW
WEIGHT	
High Rider	27.2 kg
CONFIGURATIONS	
High Rider	PART NO. 0532031



IMPACT® 740

3.0 l/min

Recommended for medium and some large residential, commercial and industrial projects.

Features:

DuraLife™ Brushless HE Motor

Optimized for every tip size and every painter's technique.

Electronic Pressure Control

Consistent pressure. Zero deadband.

Quad+ Packings

Telescoping Handle

Easy-Load Cart

Clean back loads in and out of vehicles easily. (Available on high rider model only)

Hose Wrap

Holds up to 45m of airless hose.

AutoOiler™



Impact® 740

The Impact 740 is designed for extended, heavy-duty performance on larger residential and commercial projects. This is the sprayer contractors turn to when the time comes to enter the big leagues.

Impact 740	
SPECIFICATIONS	
Max. Delivery	3.0l/min
Max. Tip Size (1-Gun)	29"
Max. Operating Pressure	221 bar
Motor	1.725 kW
WEIGHT	
High Rider	435 kg
CONFIGURATIONS	
High Rider	PART NO. 0532032



The Impact 740 comes with RX-Pro Gun, 517 SC-6+ Tip and 1/4" x 15 m Airless Hose.



IMPACT® 1040

4.5 l/min

Recommended for applications using up to 2 guns in large residential, commercial and industrial projects.

Features:

DuraLife™ Brushless HE Motor

Optimized for every tip size and every painter's technique.

Electronic Pressure Control

Consistent pressure. Zero deadband.

Quad+ Packings

Telescoping Handle

Easy-Load Cart

Clean back loads in and out of vehicles easily. (Available on high rider model only)

Hose Wrap

Holds up to 15m of airless hose.

Large Pneumatic Tires

AutoOiler™



Impact® 1040

For big projects requiring large tip sizes or more than one spray gun operating from a single unit, you can rely on the power and performance of the Impact 1040. This workhorse is perfect for large residential, commercial and industrial applications where speed and power are necessary to get the job done faster and with greater efficiency.



The Impact 1040 comes with RX-Pro Gun, 517 SC-6+ Tip and 1/4" x 15m Airless Hose.

Impact 1040	
SPECIFICATIONS	
Max. Delivery	4.5 l/min
Max. Tip Size (1-Gun)	0.034" (0.86mm)
Max. Operating Pressure	221 bar
Motor	1.955 kW
WEIGHT	
High Rider	47.6 kg
CONFIGURATIONS	
High Rider	PART NO. 0532033



FIELD MARKING SPRAYER

POWRLINER™ 850

1.3 Liter Per Minute

The PowrLiner™ 850 is designed for entry level contractors, sports turf managers and maintenance personnel who need a basic line striper capable of high-spraying pressures for smaller jobs on pavement, grass or turf. It's easy to use, easy to transport and easy to store. Only requires one operator to transport and fits easily in most automobile trunks. It's perfect for any organization or municipal budget.

- Recommended for light, periodic-duty on small parking lots and athletic fields.
- FOR LATEX PRODUCTS ONLY. For solvents please use intake hose part.no. 2306606. Bucket not included.



POWRTWIN[™] 4900 PLUS

1.50 GPM

Recommended for up to
250 gallons per week.

Features:

Accurate Pressure Control

Ranges from 400 to 3300 PSI. Spray low viscosity primers to heavy-bodied finish paints.

Vented Hydraulic Fill and Dip Stick

Easy access for less mess.

Easy-Remove Filter

Only 3 turns to remove.

Wrap Around Frame

For extra strength and stability.

Durable Cart

With telescoping handle and convenient lift handles.

Honda[®] 160cc OHV GX160 Engine

Overhead cam engines have greater fuel efficiency than overhead valve engines.

Convenient Pail Hook



PowrTwin 4900 Plus

Designed and built for contractors who are serious about completing large scale painting projects quickly and profitably. The PowrTwin 4900 Plus is ideal for professionals who want the slow-stroking power and maximum durability that only the PowrTwin 4900 Plus can deliver. Delivering 1.5 gallons per minute means you can connect up to 3 guns and keep a crew spraying.

SPECIFICATIONS		PowrTwin 4900 Plus
Max. Delivery - Gas		1.50 GPM
Max. Delivery - Electric		1.10 GPM
Max. Tip Size (1-Gun) - Gas		0.036"
Max. Tip Size (2-Guns) - Gas		0.028"
Max. Tip Size (1-Gun) - Electric		0.031"
Max. Tip Size (2-Guns) - Electric		0.023"
Max. Operating Pressure		3300 PSI
Engine		160cc Honda [®] GX160
CONTRIBUTORS		PART NO.
With Gas Engine		0290012



The PowrTwin 4900 Plus comes complete with RX-Pro Gun, 517 TR¹ Reversible Tip and 1/4" x 50' Airless Hose.





PowrTwin 6900 Plus

Designed and built for contractors who are serious about completing large scale painting projects quickly and profitably. The PowrTwin 6900 Plus is ideal for professionals who want the slow-stroking power and maximum durability that only the PowrTwin 6900 Plus can deliver. Take a step up in power delivering 2.25 gallons per minute (Gas Model) means you can connect up to 4 guns and keep a larger crew spraying.

	PowrTwin 6900 Plus	PowrTwin 6900 Plus Electric
PERFORMANCE		
Max. Delivery - Gas	2.25 GPM	—
Max. Delivery - Electric	1.25 GPM	1.25 GPM
Max. Tip Size (1-Gun) - Gas	0.060"	0.060"
Max. Tip Size (2-Gun) - Gas	0.033"	0.033"
Max. Tip Size (1-Gun) - Electric	0.036"	0.036"
Max. Tip Size (2-Gun) - Electric	0.028"	0.028"
Max. Operating Pressure	3300 PSI	3300 PSI
Engine	160cc Honda® GX160	2.00 HP
CONFIGURATIONS		
	PART NO.	PART NO.
With Gas Engine	0290013	—
With Electric Motor	—	0290028

POWRTWIN™ 6900 PLUS

2.25 GPM

Recommended for up to
400 gallons per week.

Features:

Accurate Pressure Control

Ranges from 400 to 3300 PSI. Spray low viscosity primers to heavy-bodied finish paints.

Vented Hydraulic Fill and Dip Stick

Easy access for less mess.

Easy-Remove Filter

Only 3 turns to remove.

Wrap Around Frame

For extra strength and stability.

High Efficiency Cooling Fan

Keeps the hydraulics cooler for longer life.

Durable Cart

With telescoping handle and convenient lift handles.

Honda 160cc OHV GX160 Engine

Dependable, gas-powered engine with low-oil alert.

Convenient Pull Hook



The PowrTwin 6900 Plus comes complete with S-9 Gun, 517 TR® Reversible Tip and 1/4" x 50' Airless Hoses.

POWRTWIN[®] 8900 PLUS

2.50 GPM

Recommended for up to
400 gallons per week.

Features:

Accurate Pressure Control

Ranges from 400 to 3300 PSI. Spray low viscosity primers to heavy-bodied finish paints, block filler and elastomerics.

Vented Hydraulic Fill and Dip Stick

Easy access for less mess.

Easy-Remove Filter

Only 3 turns to remove.

Wrap Around Frame

For extra strength and stability.

High Efficiency Cooling Fan

Keeps the hydraulics cooler for longer life.

Durable Cart

With telescoping handle and convenient lift handles.

Convenient Pail Hook

Handle[®] 200cc OHV GX200 Engine

Dependable, gas-powered engine with low-oil alert.



Powrtwin 8900 Plus

Designed and built for contractors who are serious about completing large scale painting projects quickly and profitably. The Powrtwin 8900 Plus is ideal for professionals who want the slow-stroking power and maximum durability that only the Powrtwin 8900 Plus can deliver. Take a step up in power delivering 2.5 gallons per minute (Gas Model) means you can connect up to 4 guns and keep a larger crew spraying.

	Powrtwin 8900 Plus	Powrtwin 8900 Plus Electric
OPERATIONS		
Max. Delivery - Gas	2.50 GPM	—
Max. Delivery - Electric	1.25 GPM	1.25 GPM
Max. Tip Size (1-Gun) - Gas	0.064"	0.064"
Max. Tip Size (2-Guns) - Gas	0.038"	0.038"
Max. Tip Size (1-Gun) - Electric	0.036"	0.036"
Max. Tip Size (2-Guns) - Electric	0.028"	0.028"
Max. Operating Pressure	3300 PSI	3300 PSI
Engine	200cc Handle [®] GX200	2.00 HP
CONFIGURATIONS		
With Gas Engine	029001B	—
With Electric Motor	—	0290027



The Powrtwin 8900 Plus comes complete with S-5 Gun, 517 TR[®] Reversible Tip and 1/4" x 50' Allsea Hose.





PowrTwin 12000 Plus

Designed and built for contractors who are serious about completing large scale painting projects quickly and profitably. The PowrTwin 12000 Plus is ideal for professionals who want the slow-stroking power and maximum durability that only the PowrTwin 12000 Plus can deliver. Take a step up in power delivering 3.15 gallons per minute (Gas Model) means you can connect up to 4 guns and keep a larger crew spraying.

SPECIFICATIONS	
Max. Delivery - Gas	3.15 GPM
Max. Delivery - Electric	1.25 GPM
Max. Tip Size (1-Gun) - Gas	0.068"
Max. Tip Size (2-Gun) - Gas	0.040"
Max. Tip Size (1-Gun) - Electric	0.036"
Max. Tip Size (2-Gun) - Electric	0.026"
Max. Operating Pressure	3500 PSI
Engine	270cc Honda® GX 270
CONFIGURATIONS	
With Gas Engine	029001B

POWRTWIN™ 12000 PLUS

3.15 GPM

Recommended for
500+ gallons per week.

Features:

Accurate Pressure Control

Ranges from 400 to 3500 PSI. Spray low viscosity primers to heavy-bodied finish paints, block filler and elastomerics.

Vented Hydraulic Fill and Dip Stick

Easy access for less mess.

Easy-Remove Filter

Only 3 turns to remove.

Wrap Around Frame

For extra strength and stability.

High Efficiency Cooling Fan

Keeps the hydraulics cooler for longer life.

Durable Cart

With telescoping handle and convenient lift handles.

Convenient Pail Hook

Honda® 270cc OHV GX270 Engine

Dependable, gas-powered engine with low-oil alert.



The PowrTwin 12000 Plus comes complete with S-6 Gun, 517 TR® Reversible Tip and 1/4" x 50' Airless Hoses.



POWRLINER™ SERIES

Titan offers line strippers that incorporate hydraulic pump technology for heavy-duty use as well as clutch-driven machines that are perfect for entry level projects.



Hydraulic Line Strippers (pp. 16–18)

Titan offers multiple PowrLiners that incorporate hydraulic pump technology for heavy-duty, long-term use on medium, large and giant scale striping projects.

SPEEFLO® HYDRADRIVE™

- Reliable, smooth, slow-stroking hydraulic drive greatly extends the operational life of the sprayer
- External-hydraulic fluid porting with **NEW**, upgraded fittings allows for quick troubleshooting and simplified maintenance
- SAE o-ring fitting and precision rod alignment ensure maximum pump life

SEVERE SERVICE™ 900 PUMP

- Cylinder and piston rod are tempered with a proprietary heat-treating process that increases pump life up to 150% longer than competitive pumps
- Self-adjusting packings prevent over-tightening and help prevent premature wear
- Foot valve removes easily for faster cleaning and easy maintenance
- Reversible inlet and outlet seats have twice the lifespan of ordinary outlet seats and extra large ball valves ensure efficient pump operation and longer unit life
- Heavy-duty prime/spray valve ensures consistent, increased flow and faster pump priming

Mechanical Line Strippers (pp. 14-15)

Titan's clutch-driven PowrLiners are a perfect entry level stripper for smaller and medium-sized striping projects.

Durable Fluid Section

- Patented, one-piece modular pump housing design makes routine service quick and easy – lasts up to 30% longer than competitive line strippers
- One-piece, self-adjusting static packings with 5 lip wiper last up to 50% longer; lifetime cylinder warranty means you spray more and worry less
- Exclusive fluid section design requires no cylinder; fewer wear parts reduces maintenance cost
- Access and clean the ball valves without damaging packings or removing fluid section
- Stainless steel rotating ball valves keep debris from sticking to minimized downtime and maximize performance
- Reversible inlet and outlet seats last twice as long as standard seats

RELIABLE GAS ENGINE

- Proven engine technology
- Quiet operation
- Easy starting



ENGINEERED SPECIFICALLY FOR PERFECT LINES



Titan's TR¹ and TR² line striping tips are built to provide the performance to exceed contractor expectations and increase profit.

The Industry's Best Performing Fan Pattern

- Sprays razor sharp lines
- Consistent line width from the first gallon to the last

Longest Lasting Striping Tip in the Market

- Uniform film build for the life of the tip
- Less wasted paint equals more profit

New Easy-to-Read Tip Sizes

- 421= 4" (10 cm) wide line (at 15 cm above the surface) with a 0,021" (0,533mm) orifice

TR¹ Line Striping Tips 697-XXX

FAN PATTERN WIDTH	INCHES	MM	ORIFICE SIZE (INCHES)															
			0.013	0.015	0.017	0.019	0.021	0.023	0.025	0.027	0.029	0.031	0.035	0.039	0.043			
2		51	213	215	217	219												
4		102	413	415	417	419	421	423	425	427	429	431	435	439	443			
6		152		615	617	619	621	623	625	627	629	631	635	639	643			
8-10		203-254					821	823	825	827	829	831	835	839	843			
Flow (l/min)		---	0,68	0,91	1,17	1,47	1,78	2,15	2,53	2,95	3,44	3,89	4,99	6,20	7,52			

Maximum Working Pressure: 344 bar



TR¹ Line Striping Tip

TR² Versatile Line Striping Tips

From striping to stenciling – with the twist of the tip.

- Switch to wide or narrow fan patterns with a twist
- Speed and control at you fingertips
- One tip with two fan patterns
- Consistent film thickness when using wide or narrow fan pattern



TR² Line Striping Tip



STRIPING TIP SIZE	STENCIL TIP SIZE	FLAG	FILTER COLOR	PART NO.
417	517	Yellow	White	694-1708517
419	519	Yellow	White	694-1908519
421	621	Yellow	White	694-2108621
423	623	Yellow	White	694-2308623



MECHANICAL PISTON PUMP
POWRLINER™
2850

3,5 l/min

Recommended for medium-sized projects on all parking lots and athletic fields.

Features:

Versatile Gun Bracket

Position gun to spray on left, right, front or rear of striper.

Add a Second Gun

Stripe with either 1 or 2 guns.

Longer Performance Life

Fluid section has slower-stroking piston, slower cycle rate and larger displacement.

Easy Maneuverability

Makes tight turns and stenciling fast and easy.

Holds 5-Gallon Paint Pail

Pail not included.

Front Swivel Caster

Tracks straight and unlocks for easier maneuvering.

Adjustable Handles

Telescoping handles for added comfort.

Removable Gun

For full stenciling capability.

Large, Highway-Rated Tires



PowrLiner 2850

The PowrLiner 2850 is designed to withstand the rigors of steady, everyday use on pavement, fields and turf. It's the perfect intermediate line striper for contractors who need a maneuverable, medium-duty line striper for projects where the big machines just aren't profitable to operate.

PowrLiner 2850	
SPECIFICATIONS	
Max. Delivery	3,5 l/min
Max. Tip Size - 1-Gun	0,032" (0,813 mm)
Max. Tip Size - 2-Guns	0,019" (0,483 mm)
Max. Operating Pressure	227 bar
Weight	78 kg
Engine - Gas	120 cm ³ Honda Motor, 2,98 kW (4 PS), 50 W, with Low-Oil Alert.
CONFIGURATIONS	
2-Guns	PART NO. 0290009



Includes LX-80[®] spray gun with in-handle filter and premium TR[®] line striping tip.



Recommended for full-time duty on parking lots and athletic fields.

Features:

SmartArm™

Can be positioned to spray on left, right, front or rear of striper.

Precise Pressure Control

From 27 to 227, for spraying light-bodied coatings all the way up to low-VOC striping paints.

Heavy-Duty Frame

Epoxy-finished frame resists harsh solvents and corrosion.

Second Gun Kit

Complete with S-3 gun, hose and tip kit for wider or dual lines.

12-Gallon Paint Hopper

Pneumatic Tires

For shock absorption.

Convenient Hose Rack

Keeps hose conveniently stored on the rear of the striper.

Electric Convertibility

Electric Converto Kit (230 V)

0290117A

Easy, tool-free convertibility from gas-power to electric power for projects where gas engines are not permitted.

For use only with PowrLiner 4950 and 4955.

Designed with convenient and easy-to-use controls.

Speeflo® Hydra Drive™

Provides extreme power and reliability.

DeadLock Handlebars

3-way, easy adjustments.

SmartArm™

Makes line adjustments and transportation quick and easy.

PowrLiner 4955

Designed and built for contractors who are serious about completing medium to large scale striping projects quickly and profitably. PowrLiner 4955 is the first step in hydraulic stripers where power and long-term, heavy duty operation are the difference between a business that makes money and one that does not.



HYDRAULIC PISTON PUMP
POWRLINER™
6955/8955

8,5/9,5 l/min

Recommended for large scale, full-time duty on airports, roads, parking lots and athletic fields.

Features:

SmartArm™

Can be positioned to spray on left, right, front or rear of striper.

Precise Pressure Control

From 27 to 227 bar, for spraying light-bodied coatings all the way up to low-VOC striping paints.

Heavy-Duty Frame

Epoxy-finished frame resists harsh solvents and corrosion.

Second Gun Kit

Complete with S-3 gun, hose and tip kit for wider or dual lines.

12-Gallon Paint Hopper

Pneumatic Tires

Highway-rated bearings on wheels.

Convenient Hose Rack

Keeps hose conveniently stored on the rear of the striper.

Additional Features:

Electric Start

Low Oil Alert



All three large Powrliners include S-3 Stainless Steel spray gun with premium TR1 line striping tip.



PowerCenter™
 Designed with convenient and easy-to-use controls.

Speeflo® Hydra Drive™
 Provides extreme power and reliability.

DeadLock Handbars
 3-way, easy adjustments.

SmartArm™
 Makes line adjustments and transportation quick and easy.



PowrLiner 6955/8955

Larger projects require more power and output. PowrLiner 6955 and 8955 line strippers are the workhorse machines of the industry, designed for ease of use and simple operation on major projects that require maximum performance with minimum downtime and maintenance.

	PowrLiner 4955	PowrLiner 6955	PowrLiner 8955
SPECIFICATIONS			
Max. Delivery - Gas	5,7 l/min	8,5 l/min	9,5 l/min
Max. Delivery - Electric	4,2 l/min	---	---
Max. Tip Size - 1-Gun	0,038" (0,965 mm)	0,050" (1,27 mm)	0,054" (1,372 mm)
Max. Tip Size - 2-Guns	0,028" (0,711 mm)	0,033" (0,838 mm)	0,038" (0,965 mm)
Max. Operating Pressure	227 bar	227 bar	227 bar
Engine - Gas	120 cm³ Honda Motor, 2,98 kW (4 PS), and Low Oil Alert	160 cm³ Honda Motor, 4,04 kW (5,5 PS), 100 W, and Low Oil Alert	200 cm³ Honda Motor, 4,78 kW (6,5 PS), 100 W, and Low Oil Alert
	PART NO. 0290052	PART NO. 0290053	PART NO. 0290054



LAZYLINER SERIES

Take a load off and increase productivity up to four times. An economical way to grow your business.



LazyLiner Elite 0290040

- 200-Watt lamp coil charging system
- Engine protection bumper bar
- Heavy-duty pneumatic tires (16" x 6.5")
- Multi-position seat (forward/back, side to side)
- Height adjustable foot pedals
- Compatible with PowrLiner™ 2850–8955

LazyLiner Pro 0290041

- Standard pneumatic tires (16" x 4.5")
- Multi-position seat (forward/back, side to side)
- Height adjustable foot pedals
- Compatible with PowrLiner™ 2850–8955

	ELITE	PRO
SPECIFICATIONS		
Engine - Gas	211 cm³ Subaru® OHV/OHC	169 cm³ Subaru® OHC
Start	Pull or Electric	Pull
Speed - Forward	0 - 19 km/h	0 - 19 km/h
Speed - Reverse	0 - 11 km/h	0 - 11 km/h

LazyLiner tray, hitches and bumpers are sold separately. See page 23 for details.



ENGINEERED SPECIFICALLY FOR PERFECT LINES



Titan's TR¹ and TR² line striping tips are built to provide the performance to exceed contractor expectations and increase profit.

The Industry's Best Performing Fan Pattern

- Sprays razor sharp lines
- Consistent line width from the first gallon to the last

Longest Lasting Striping Tip in the Market

- Uniform film build for the life of the tip
- Less wasted paint equals more profit

New Easy-to-Read Tip Sizes

- 421= 4" (10 cm) wide line (at 15 cm above the surface) with a 0,021" (0,533mm) orifice

TR¹ Line Striping Tips 697-XXX

FAN PATTERN WIDTH	INCHES	MM	ORIFICE SIZE (INCHES)														
			0.013	0.015	0.017	0.019	0.021	0.023	0.025	0.027	0.029	0.031	0.035	0.039	0.043		
2		51	213	215	217	219											
4		102	413	415	417	419	421	423	425	427	429	431	435	439	443		
6		152		615	617	619	621	623	625	627	629	631	635	639	643		
8-10		203-254					821	823	825	827	829	831	835	839	843		
Flow (l/min)		---	0,68	0,91	1,17	1,47	1,78	2,15	2,53	2,95	3,44	3,89	4,99	6,20	7,52		

Maximum Working Pressure: 344 bar



■ TR¹ Line Striping Tip

TR² Versatile Line Striping Tips

From striping to stenciling – with the twist of the tip:

- Switch to wide or narrow fan patterns with a twist
- Speed and control at you fingertips
- One tip with two fan patterns
- Consistent film thickness when using wide or narrow fan pattern



■ TR² Line Striping Tip



STRIPING TIP SIZE	STENCIL TIP SIZE	FLAG	FILTER COLOR	PART NO.
417	517	Yellow	White	694-1708517
419	519	Yellow	White	694-1908519
421	621	Yellow	White	694-2108621
423	623	Yellow	White	694-2308623



LAZYLINER SERIES

Take a load off and increase productivity up to four times. An economical way to grow your business.

T



LazyLiner Elite 0290040

- 200-Watt lamp coil charging system
- Engine protection bumper bar
- Heavy-duty pneumatic tires (16" x 6.5")
- Multi-position seat (forward/back, side to side)
- Height adjustable foot pedals
- Compatible with PowrLiner™ 2850–8955

LazyLiner Pro 0290041

- Standard pneumatic tires (16" x 4.5")
- Multi-position seat (forward/back, side to side)
- Height adjustable foot pedals
- Compatible with PowrLiner™ 2850–8955

TITAN

	ELITE	PRO
SPECIFICATIONS		
Engine - Gas	211 cm ³ Subaru® OHV/OHC	169 cm ³ Subaru® OHC
Start	Pull or Electric	Pull
Speed - Forward	0 - 19 km/h	0 - 19 km/h
Speed - Reverse	0 - 11 km/h	0 - 11 km/h

LazyLiner tray, hitches and bumpers are sold separately. See page 23 for details.



"A" GRADE LACQUER THINNERS

A blend of true solvents for general use with Q.D. enamels, NC lacquers and Q.D. primers.

Sizes: 750ml, 5 Lt, 25 Lt, 200lt



300 THINNERS

A higher percentage of true solvents for use with nitrocellulose lacquers where a good gloss finish is desired.

Sizes: 750ml, 5 Lt, 25 Lt, 200lt



TURPS

A mineral turpentine for use with alkyd brushing enamels, varnishes, etc.

Sizes: 750ml, 5 Lt, 25 Lt, 200lt



ENAMEL THINNERS

A blend of Aromatic hydrocarbons for use with Quick Drying Enamels and primers.

Sizes: 750ml, 5 Lt, 25 Lt, 200lt



2K THINNERS

A blend of solvents specially formulated for use with 2K Enamels and Base coats.

Sizes: 750ml, 5 Lt, 25 Lt, 200lt



ETCH THINNERS

A blend of solvents for use with one pack etch primers.

Sizes: 750ml, 5 Lt, 25 Lt, 200lt



EPOXY THINNERS

A blend of solvents for use with one epoxy enamels

Sizes: 750ml, 5 Lt, 25 Lt, 200lt



CLEANING THINNERS

A blend of solvents for cleaning surfaces and equipment.

Sizes: 750ml, 5 Lt, 25 Lt, 200lt



METHYLATED SPIRITS

Coloured Meths for cleaning and burning.

Sizes: 750ml, 5 Lt, 25 Lt, 200lt



SINGLE PACK ETCH PRIMER

A one-pack etch primer for use on metal reduced with ETCH THINNERS to spray viscosity.

Colours - Grey, Black and Red Oxide.

Sizes: 1 Lt, 5 Lt, 20 Lt, 25 Lt, 200 Lt



QUICK-DRYING INDUSTRIAL PRIMER

A quick drying Zinc Phosphate primer for spray application or dipping. It must be reduced with enamel or lacquer thinners and over coated with a QD Enamel.

Colours: Red Oxide, Grey, Black, Yellow Oxide and Green

Sizes: 1 Lt, 5 Lt, 20 Lt, 25 Lt, 200 Lt



GENERAL PURPOSE INDUSTRIAL PRIMER OXIDE

A one-pack primer for application by brush, roller or spray. It may be reduced for spraying with ENAMEL THINNERS.

Sizes: 1 Lt, 5 Lt, 20 Lt, 25 Lt, 200 Lt



WATER BASED RED OXIDE PRIMER

A one-pack primer for steel for application by brush, roller or spray. Reduce with water where necessary. Has the advantage of being non-flammable.

Sizes: 1 Lt, 5 Lt, 20 Lt, 25 Lt, 200 Lt




QD ENAMELS

High gloss quick-drying enamels for spray application. Reduce with enamel or lacquer thinners.

(Various Colours).


Sizes: 1 Lt, 5 Lt, 20 Lt, 25 Lt, 200 Lt



QD ANTI CORROSIVE ENAMELS

A quick drying enamel with anti-corrosive pigment for a primer and topcoat in one application.

Sizes: 1 lt, 5 lt, 20 lt, 25 lt, 200 lt



LACQUER CLEAR GLOSS

A clear gloss nitrocellulose lacquer topcoat for wood application.

Sizes: 1 lt, 5 lt, 20 lt, 25 lt, 200 lt

LACQUER SANDING SEALER

A Nitrocellulose sealer for wood application which can be sanded.

Sizes: 1 lt, 5 lt, 20 lt, 25 lt, 200 lt



EPOXY ENAMEL FLOOR COATING 4:1

Durable Epoxy formulated for corrosion and chemical resistance. Mixing ratio of 4 parts base to 1 part curing agent by volume. For roller application, reduce with epoxy thinners.

Colours - Grey and Green

Sizes: 1 lt, 5 lt, 20 lt, 25 lt, 200 lt



UNIVERSAL UNDERCOAT - WHITE

An alkyd-based undercoat for use as a primer on steel, wood or plaster, to be applied by brush or roller and over coated with brushing enamel.

Sizes: 1 lt, 5 lt, 20 lt, 25 lt, 200 lt



GENERAL PURPOSE ENAMEL ALUMINIUM



An alkyd-based silver shine enamel for use on metal surfaces such as piping and galvanized steel.

Sizes: 1 lt, 5 lt, 20 lt, 25 lt, 200 lt

SUPER HIGH-GLOSS ENAMEL



An alkyd based brushing enamel providing a superb full gloss finish. (Various Colours)

Sizes: 1 lt, 5 lt, 20 lt, 25 lt, 200 lt

EGGSHELL ENAMEL



An Alkyd based brushing enamel for all surfaces that have been properly prepared, giving a superb sheen finish.

Sizes: 1 lt, 5 lt, 20 lt, 25 lt, 200 lt

